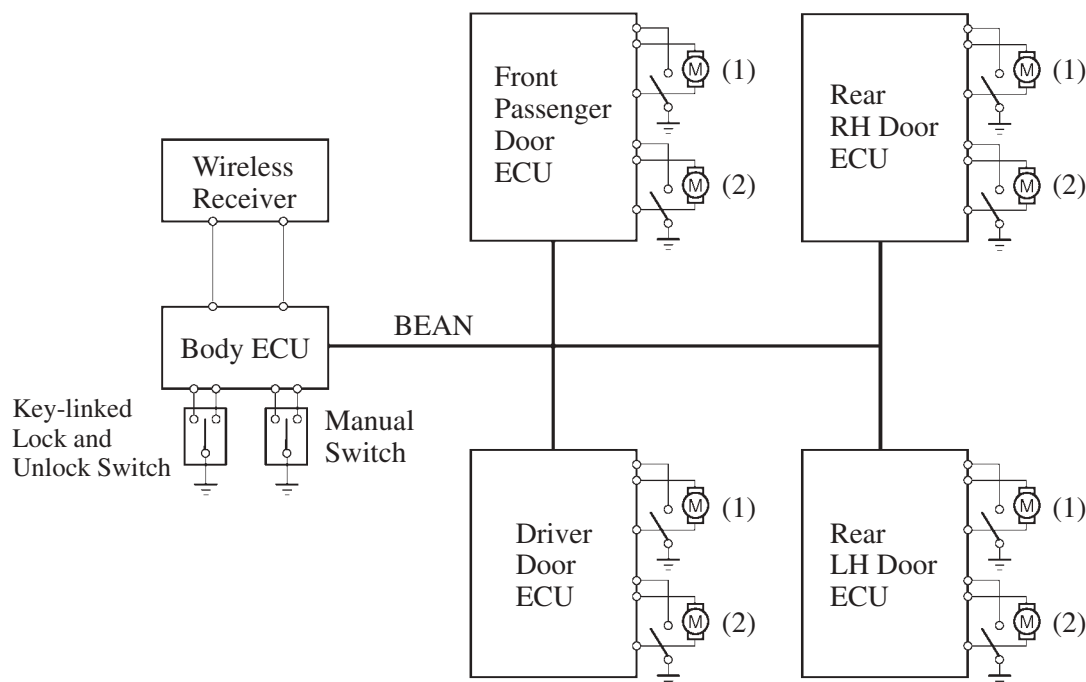


■ DOUBLE LOCKING SYSTEM

1. General

- The double locking system also prevents the doors from being opened through the operation of the inside door knobs. Thus, the doors cannot be opened either from the inside or the outside of the vehicle.
- To lock the doors with this system, pressing the transmitter's LOCK switch, then pressing it again within 5 seconds activates the double locking system.

► System Diagram ◀



(1): Door Lock Motor and Switch
 (2): Double Locking Motor and Switch

188BE01

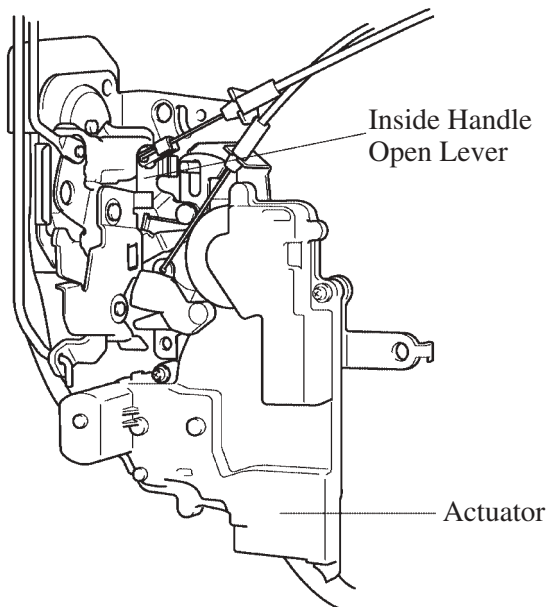
CAUTION

Never activate the double locking system when there are people in the vehicle because the doors cannot be opened from the inside of the vehicle.

If locking the doors by accident, press “Unlock” button of the transmitter.

2. Construction

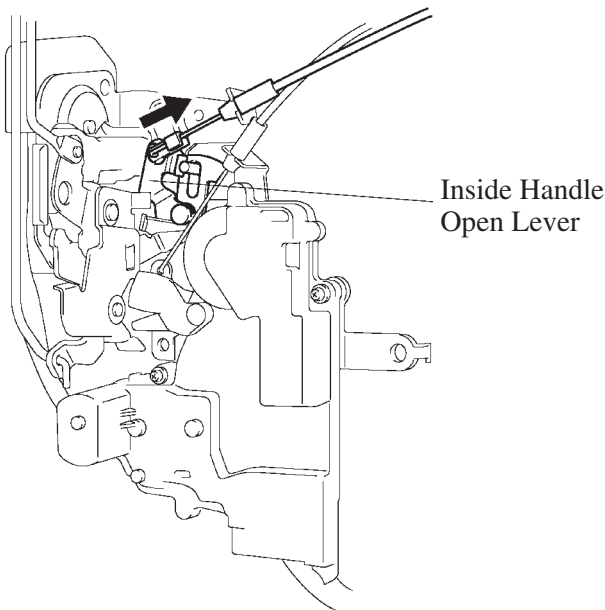
The double locking system is installed in the door lock of the all door.



188BE02

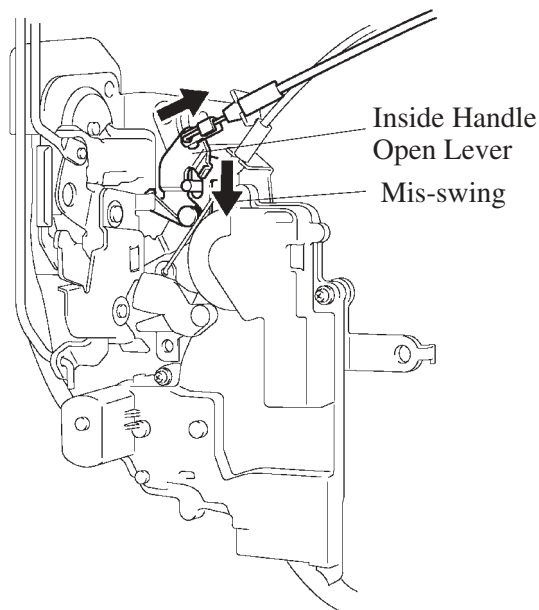
3. Operation

- When a door is locked through the operation of the transmitter, it locks in the normal manner; furthermore, the inside handle open lever becomes disengaged by the function of the double locking motor. As a result, if an attempt is made to unlock the door by operating the inside knob, the inside handle open lever will merely mis-swing, without being able to unlock the door.
- The locking/unlocking function of the double locking system is normally activated by operating the transmitter. However, as an emergency unlocking maneuver, only the front door can be unlocked with a key.



Normal Lock Condition

188BE03



Double Locking Condition

188BE04